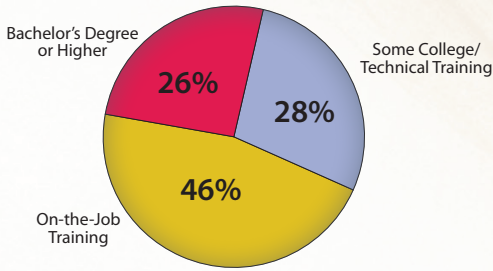




Career and Technical Education in Illinois Fact Sheet 2011

21st Century Jobs Require Lifelong Learning

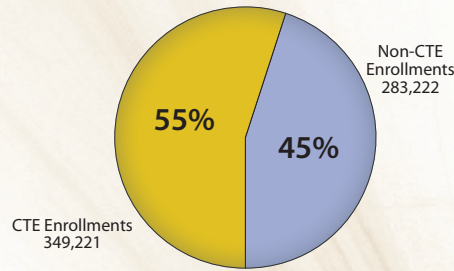
Educational Requirements for Jobs in 2014



Source: U.S. Bureau of Labor Statistics—Occupational Projection and Training Data 2006—2007

CTE Serves the Majority of High School Students Annually

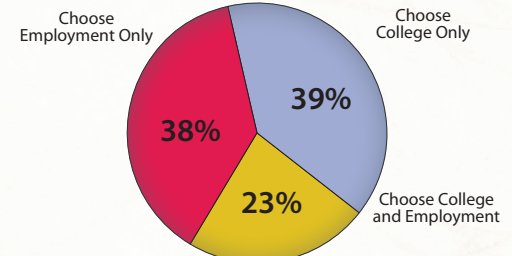
Total Enrollments: 632,443



Source: ISBE/ISIS School Year 2009—2010

CTE Students Demonstrate the Skills Needed for College and Employment/Careers

62% were enrolled in college, 61% were employed



Source: ISBE study of 18,985 CTE training-level graduates Class of 2008.

Illinois Occupational Projections 2008–2018¹

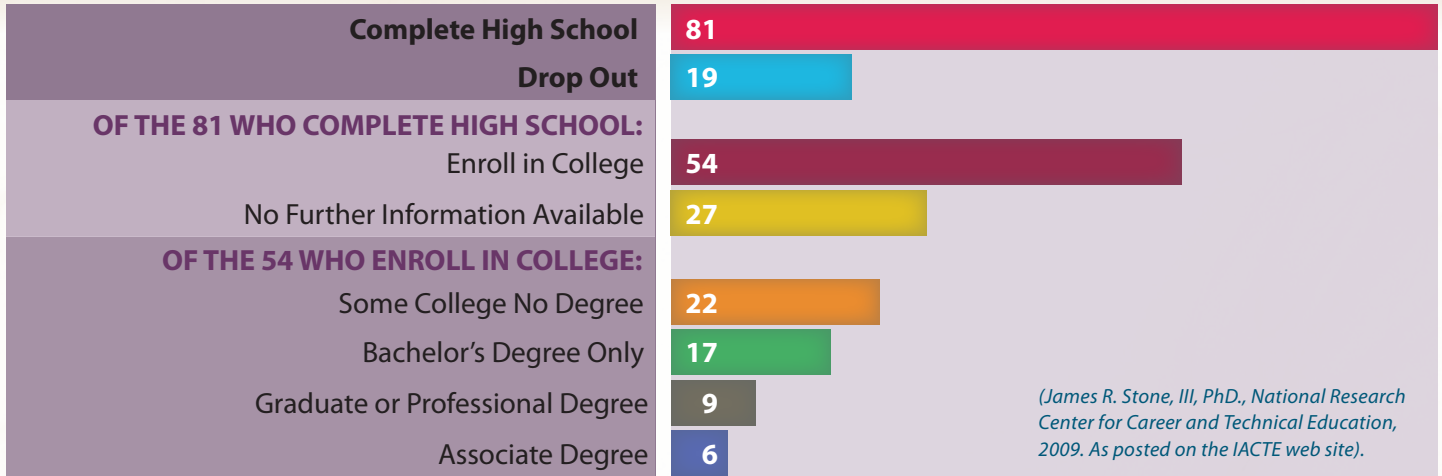
General Field	Occupation	Annual Entry Wage	Annual Median Wage
Health Science Technology	Medical/Clinical Lab Technician/Technologists	\$27,336–\$36,960	\$38,475–\$51,623
	Nursing Aides, Orderlies, & Attendants	\$19,194	\$23,893
	Licensed Practical & Licensed Vocational Nurses	\$32,233	\$41,851
	Emergency Medical Technicians & Paramedics	\$20,834	\$30,615–\$46,036
Family & Consumer Sciences	Culinary: Food Preparers & Chefs & Head Cooks	\$16,711–\$19,084	\$18,435–\$33,126
	Child Care Workers	\$17,522	\$20,684
	Fashion Merchandising & Display Designers	\$20,697–\$30,238	\$28,388–\$60,998
	Personal & Home Care Aides	\$17,020	\$18,743
Business, Marketing & Computer Education	Claims Adjusters, Examiners, & Investigators	\$39,954	\$60,696
	Counter & Rental Clerks	\$16,707	\$19,529
	Bookkeeping, Accounting, & Auditing Clerks	\$24,662	\$34,728
	Payroll & Timekeeping Clerks	\$27,626	\$37,860
Agricultural Education	Farm, Ranch, & Other Agricultural Managers	\$29,098	\$30,771–\$49,838
	Landscapers & Groundskeepers	\$18,603	\$24,338
	Pesticide Handlers, Sprayers, & Appliers	\$19,964	\$29,291
	Landscape, Lawn Service, & Grounds Managers	\$28,470	\$41,855
Technology & Engineering Education (Industrial)	Engineering Technicians (Except Drafters)	\$37,515	\$59,016
	Graphic Designers	\$29,964	\$44,437
	Automotive Service Technicians & Mechanics	\$24,175	\$38,562
	Carpenters	\$34,305	\$60,796

1. Source for Wage Data: Illinois Department of Employment Security (IDES), Third Quarter, 2009



What Happens to 100 Incoming Ninth-graders?

100 STUDENTS



(James R. Stone, III, PhD., National Research Center for Career and Technical Education, 2009. As posted on the IACTE web site).

ILLINOIS CTSOs

In 2010 Illinois Career and Technical Student Organizations served 35,453 high school students in 846 chapters by enhancing essential leadership and technical skills through rigorous programming and competition opportunities.

- BPA:** Business Professionals of America
- DECA:** Marketing, Management & Entrepreneurship
- FBLA:** Future Business Leaders of America
- FCCLA:** Family, Career & Community Leaders of America
- HOSA:** Health Occupations Students of America
- FFA:** Agricultural Education
- SkillsUSA:** Most CTE Areas
- TSA:** Technology Student Association

The more students participate in Career Technical Student Organization activities, the higher their academic motivation, academic engagement, grades, career self-efficacy and college aspirations—factors often linked to high school graduation.

(Alfeld, C., et al., Looking Inside the Black Box: The Value Added by Career and Technical Student Organizations to Students' High School Experience, National Research Center for CTE, 2007)



A person with an associate degree or two year credential will earn, on average, over \$5,000 a year more than a person with just a high school diploma and a person with a **CTE-related associate degree or credential will earn between \$5,000 and \$15,000 more a year** than a person with a humanities or social science associate degree.

(Jacobson, L., et al, Pathways to Boosting the Earnings of Low-Income Students by Increasing Their Educational Attainment, Gates Foundation/Hudson Institute, 2009)